

NPG2-1500Ah 2V1500Ah

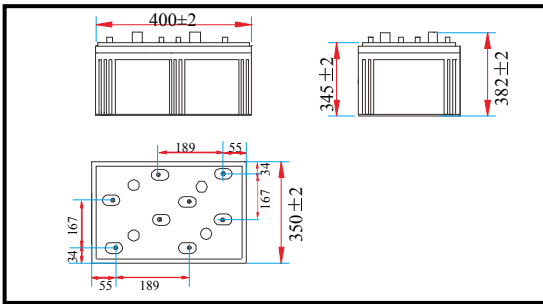
Valve Regulated Lead Acid Battery



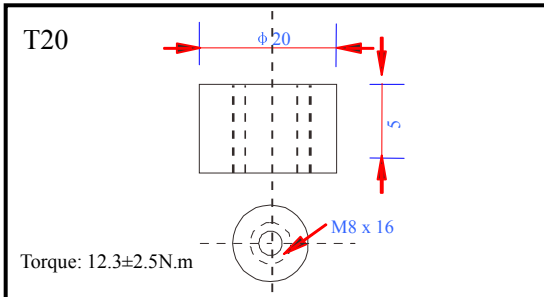
Specifications

Nominal voltage	2V (2 cells per unit)	
Rated capacity (10HR)	1500Ah/1.8V	
Dimensions	Length	400±2mm (15.75inch)
	Width	350±2mm (13.78inch)
	Height	345±2mm (13.58inch)
	Total height	382±2mm (15.04inch)
Approx. weight	96.50kg (212.70 lbs)±3%	

Outer dimensions (mm)



Terminal type (mm)



Characteristics

Capacity (25°C)	10HR (1.80V)	1500Ah
	3HR (1.80V)	1125Ah
	1HR (1.75V)	825Ah
Terminal type		T20
Internal resistance (Fully charged, 25°C)		Approx. 0.23mΩ
Capacity affected by temperature (10HR)	40°C	102%
	25°C	100%
	0°C	85%
	-15°C	65%
Self-discharge (25°C)	3 months	Remaining capacity: 91%
	6 months	Remaining capacity: 82%
	12 months	Remaining capacity: 65%
Nominal operating temperature		25°C±3°C (77°F±5°F)
Operating temperature range	Discharge	-15°C~50°C (5°F~122°F)
	Charge	-10°C~50°C (14°F~122°F)
	Storage	-20°C~50°C (-4°F~122°F)
Float charging voltage (25°C)		2.25 to 2.30V Temperature compensation: -3mV/°C/Block
Cyclic charging voltage (25°C)		2.40 to 2.45V Temperature compensation: -5mV/°C/Block
Maximum charging current		300A
Maximum discharge current		7500A (5 sec.)
Design life	18 years for floating (25°C)	
	Eurobat (20°C) >12 years, very long life.	

Construction

Component	Positive plate	Negative plate	Container	Cover	Separator	Electrolyte	Safety valve	Terminal
Raw material	Lead dioxide	Lead	ABS	ABS	AGM	Gel	Rubber	Copper

Constant current discharge characteristics unit: Ampere/Block (at 25°C, 77°F)

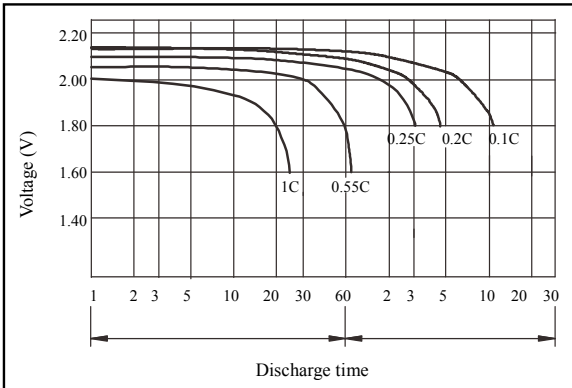
F.V/Time	30min	60min	2h	3h	4h	5h	6h	8h	10h	20h	24h
1.60V/cell	1305	900	540	392	309	257	226	181	153	80.2	68.9
1.65V/cell	1279	882	537	389	307	256	225	179	152	80.0	68.7
1.70V/cell	1240	855	533	387	305	254	224	178	152	79.8	68.5
1.75V/cell	1210	837	525	384	303	252	222	177	151	79.3	68.1
1.80V/cell	1165	810	511	376	294	244	215	172	150	78.8	67.7

Constant power discharge characteristics unit: Watt/Block (at 25°C, 77°F)

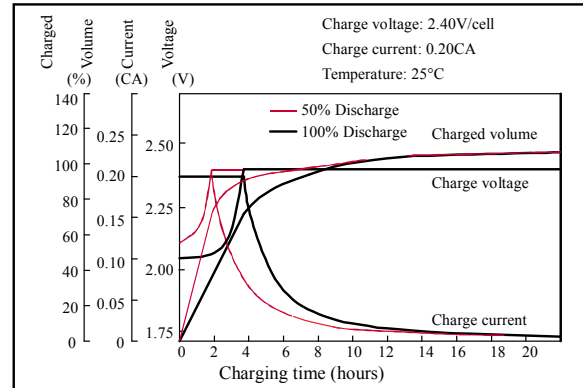
F.V/Time	30min	60min	2h	3h	4h	5h	6h	8h	10h	20h	24h
1.60V/cell	2440	1710	1043	768	606	506	446	359	304	160	138
1.65V/cell	2392	1676	1037	763	602	503	443	357	303	160	138
1.70V/cell	2318	1625	1028	758	598	500	440	355	302	160	138
1.75V/cell	2262	1590	1012	753	594	496	437	352	301	159	137
1.80V/cell	2179	1539	987	738	576	482	424	342	299	158	136

Note 1: Above characteristics data can be obtained within three charge and discharge cycles.

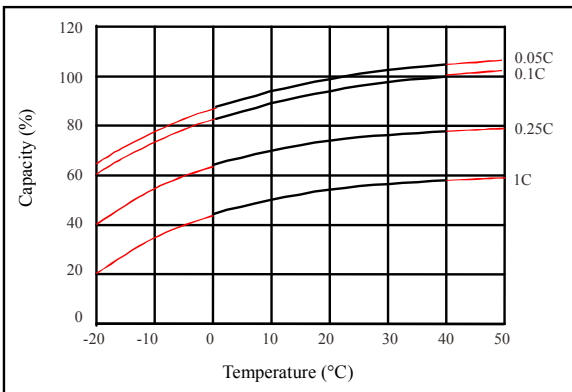
● Discharge characteristics (25°C)



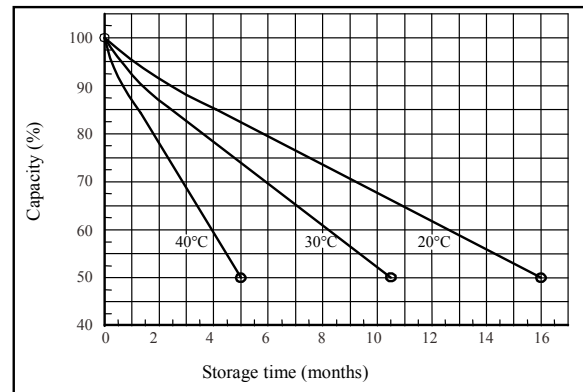
● Charging characteristics (25°C)



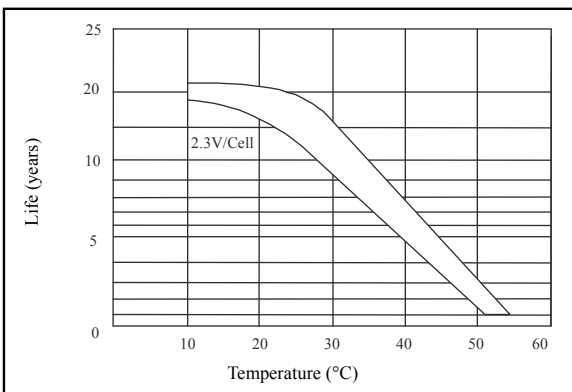
● Temperature effects on capacity



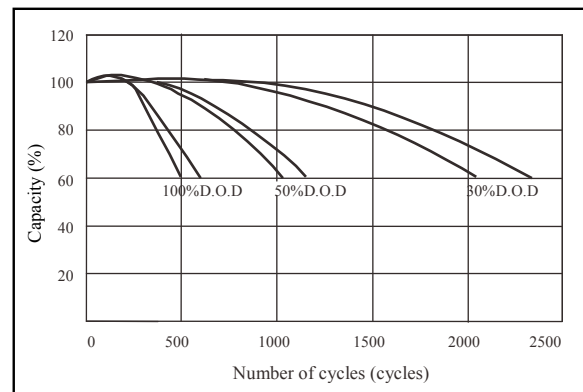
● Self-discharge characteristics



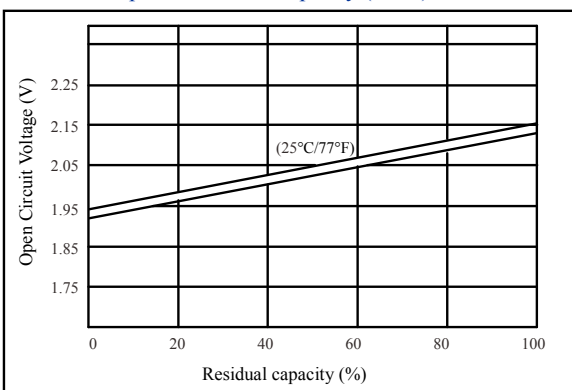
● Floating life on temperature



● Cycle life on D.O.D (25°C)



● Relationship for OCV and capacity (25°C)



● Relationship for charging voltage and temperature

