

NP2-600Ah 2V600Ah

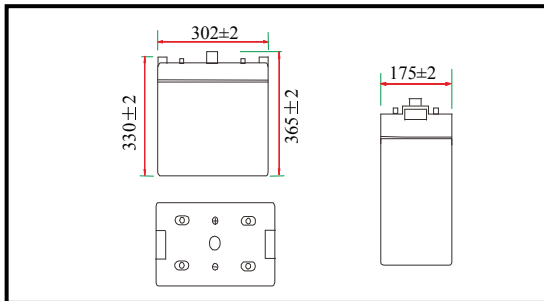
Valve Regulated Lead Acid Battery



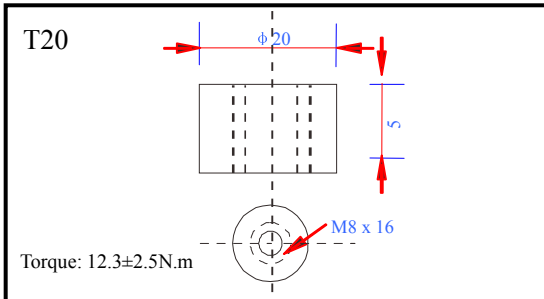
● Specifications

Nominal voltage	2V (1 cell per unit)	
Rated capacity (10HR)	600Ah/10.8V	
Dimensions	Length	302±2mm (11.89inch)
	Width	175±2mm (6.89inch)
	Height	330±2mm (12.99inch)
	Total height	367±2mm (14.45inch)
Approx. weight	36.50kg (80.50lbs)±3%	

● Outer dimensions (mm)



● Terminal type (mm)



● Characteristics

Capacity (25°C)	10HR (1.80V)	600Ah
	3HR (1.80V)	450Ah
	1HR (1.75V)	330Ah
Terminal type		T20
Internal resistance (Fully charged, 25°C)		Approx. 0.45mΩ
Capacity affected by temperature (10HR)	40°C	102%
	25°C	100%
	0°C	85%
	-15°C	65%
Self-discharge (25°C)	3 months	Remaining capacity: 91%
	6 months	Remaining capacity: 82%
	12 months	Remaining capacity: 65%
Nominal operating temperature		25°C±3°C (77°F±5°F)
Operating temperature range	Discharge	-15°C~50°C (5°F~122°F)
	Charge	-10°C~50°C (14°F~122°F)
	Storage	-20°C~50°C (-4°F~122°F)
Float charging voltage (25°C)		2.25 to 2.30V Temperature compensation: -3mV/°C/Block
Cyclic charging voltage (25°C)		2.40 to 2.50V Temperature compensation: -5mV/°C/Block
Maximum charging current		120A
Maximum discharge current		3600A (5 sec.)
Design life	15 years for floating (25°C)	
	Eurobat (20°C) >12 years, very long life.	

● Construction

Component	Positive plate	Negative plate	Container	Cover	Separator	Electrolyte	Safety valve	Terminal
Raw material	Lead dioxide	Lead	ABS	ABS	AGM	Sulfuric acid	Rubber	Copper

● Constant current discharge characteristics unit: Ampere/Block (at 25°C, 77°F)

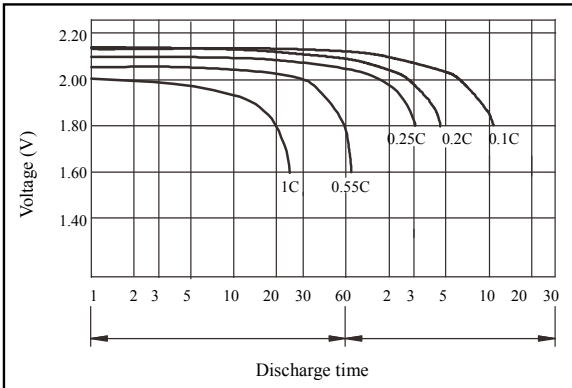
F.V/Time	15min	30min	60min	2h	3h	4h	5h	6h	8h	10h	20h
1.60V/cell	834	546	378	221	159	127	110	94.2	74.4	61.4	32.4
1.65V/cell	814	535	367	220	158	127	109	93.7	73.9	61.3	32.3
1.70V/cell	784	519	355	218	157	126	108	93.0	73.4	61.1	32.2
1.75V/cell	757	506	344	215	156	125	107	92.4	72.9	60.7	32.0
1.80V/cell	717	488	333	209	151	121	104	89.6	70.7	60.3	31.8

● Constant power discharge characteristics unit: Watt/Block (at 25°C, 77°F)

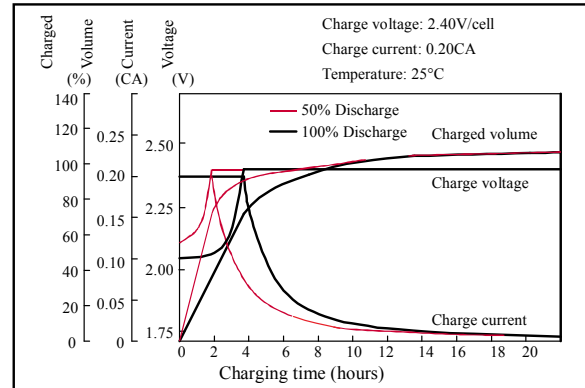
F.V/Time	15min	30min	60min	2h	3h	4h	5h	6h	8h	10h	20h
1.60V/cell	1526	1021	718	427	312	250	216	186	148	122	64.7
1.65V/cell	1490	1001	697	424	310	248	215	185	147	122	64.6
1.70V/cell	1435	970	675	420	308	246	213	183	146	122	64.4
1.75V/cell	1386	946	654	414	306	245	212	182	145	121	64.0
1.80V/cell	1313	912	632	404	297	237	205	177	141	120	63.6

Note 1: Above characteristics data can be obtained within three charge and discharge cycles.

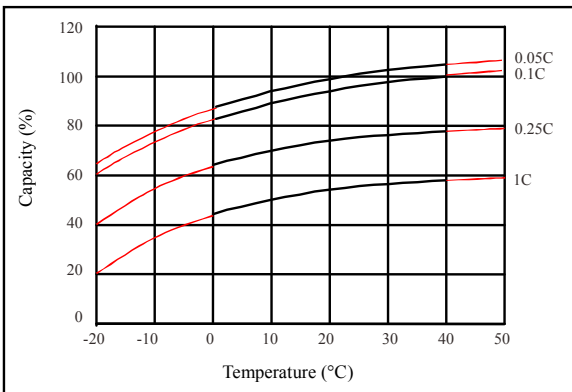
● Discharge characteristics (25°C)



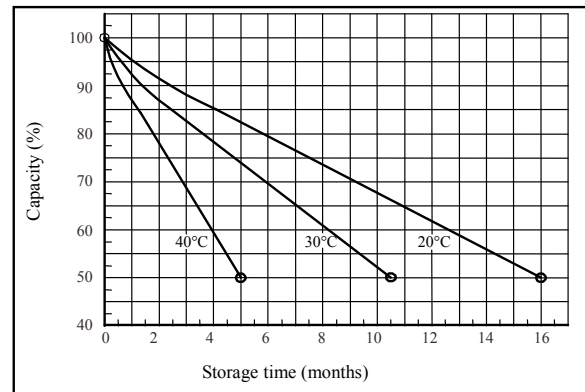
● Charging characteristics (25°C)



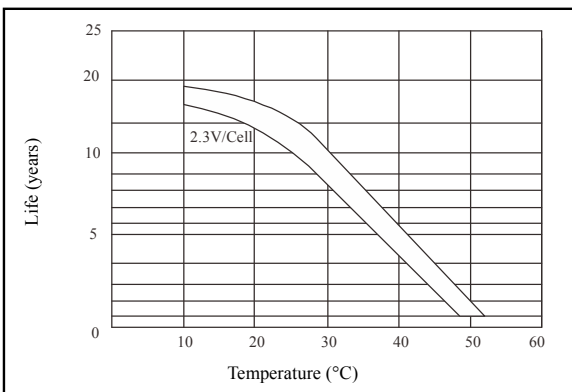
● Temperature effects on capacity



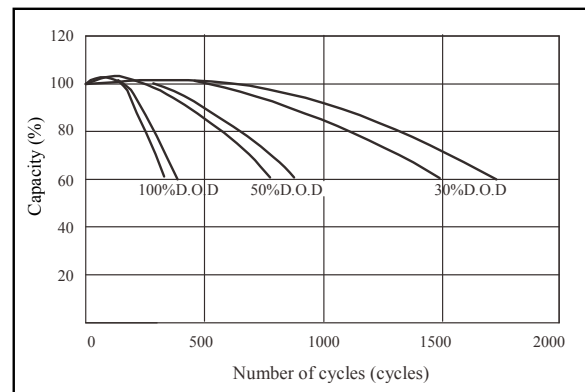
● Self-discharge characteristics



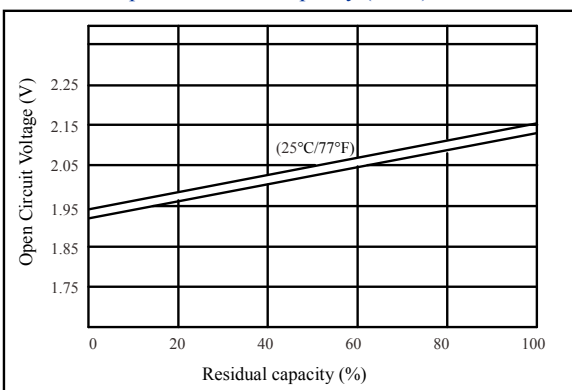
● Floating life on temperature



● Cycle life on D.O.D (25°C)



● Relationship for OCV and capacity (25°C)



● Relationship for charging voltage and temperature

