

## HR634W (6V34 Watts/cell)

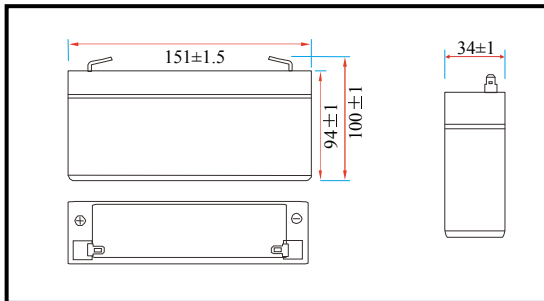
### Valve Regulated Lead Acid Battery

#### Specifications

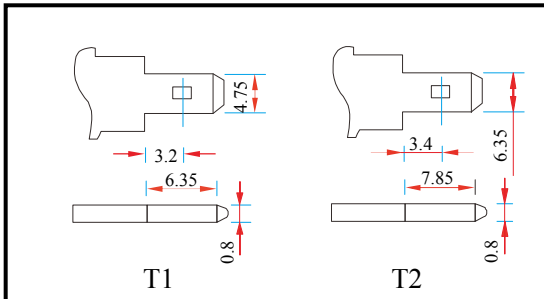
Nominal voltage	6V (3 cells per unit)	
Rated capacity (15min. rate)	34 Watts/cell /1.67V	
Dimensions	Length	151±1.5mm (5.94inch)
	Width	34±1mm (1.34inch)
	Height	94±1mm (3.70inch)
	Total height	100±1mm (3.90inch)
Approx. weight	1.35kg (2.98lbs)±4%	



#### Outer dimensions (mm)



#### Terminal type (mm)



#### Construction

Component	Positive plate	Negative plate	Container	Cover	Separator	Electrolyte	Safety valve	Terminal
Raw material	Lead dioxide	Lead	ABS	ABS	AGM	Sulfuric acid	Rubber	Copper

#### Constant current discharge characteristics unit: Ampere/cell (at 25°C, 77°F)

F.V/Time	5min	10min	15min	20min	30min	45min	60min	2h	3h	4h	5h
1.60V/cell	38.64	23.84	17.80	14.10	9.55	7.07	5.78	3.31	2.35	1.89	1.62
1.67V/cell	36.96	22.79	17.20	13.50	9.24	6.84	5.64	3.28	2.33	1.87	1.61
1.70V/cell	35.91	22.16	16.70	13.20	9.07	6.72	5.55	3.26	2.32	1.87	1.60
1.75V/cell	34.44	21.21	16.20	12.80	8.85	6.55	5.44	3.21	2.30	1.85	1.59
1.80V/cell	32.45	19.95	15.30	12.10	8.53	6.31	5.27	3.13	2.23	1.80	1.55

#### Constant power discharge characteristics unit: Watt/cell (at 25°C, 77°F)

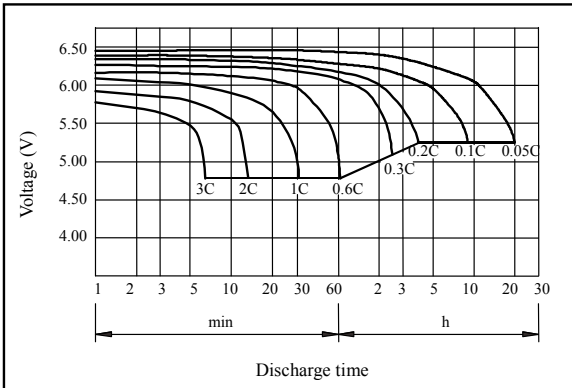
F.V/Time	5min	10min	15min	20min	30min	45min	60min	2h	3h	4h	5h
1.60V/cell	72.47	44.00	35.30	27.90	18.90	14.00	11.50	6.58	4.72	3.80	3.27
1.67V/cell	69.19	42.00	34.00	26.80	18.30	13.50	11.20	6.52	4.68	3.77	3.24
1.70V/cell	67.34	40.90	33.10	26.20	18.00	13.30	11.00	6.48	4.66	3.75	3.22
1.75V/cell	64.47	39.10	32.00	25.30	17.50	13.00	10.80	6.39	4.63	3.73	3.20
1.80V/cell	60.89	37.00	30.30	24.00	16.90	12.50	10.40	6.22	4.49	3.61	3.11

Note 1: Above characteristics data can be obtained within three charge and discharge cycles.

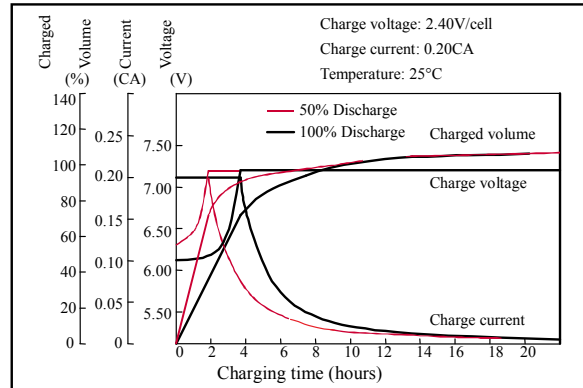
#### Characteristics

Capacity (25°C)	15min. rate	34 Watts/cell /1.67V
	20HR	9Ah/10.5V
Terminal type		T2/T1
Internal resistance (Fully charged, 25°C)		Approx. 8mΩ
Capacity affected by temperature (10HR)	40°C	102%
	25°C	100%
	0°C	85%
	-15°C	65%
Self-discharge (25°C)	3 months	Remaining capacity: 91%
	6 months	Remaining capacity: 82%
	12 months	Remaining capacity: 65%
Nominal operating temperature		25°C±3°C (77°F±5°F)
Operating temperature range	Discharge	-15°C~50°C (5°F~122°F)
	Charge	-10°C~50°C (14°F~122°F)
	Storage	-20°C~50°C (-4°F~122°F)
Float charging voltage (25°C)		6.75 to 6.90V Temperature compensation: -9mV/°C/Block
Cyclic charging voltage (25°C)		7.25 to 7.50V Temperature compensation: -15mV/°C/Block
Maximum charging current		2.72A
Maximum discharge current		135A (5 sec.)
Design life	5 years for floating (25°C)	
	Eurobat (20°C): 3-5 years, standard commercial	

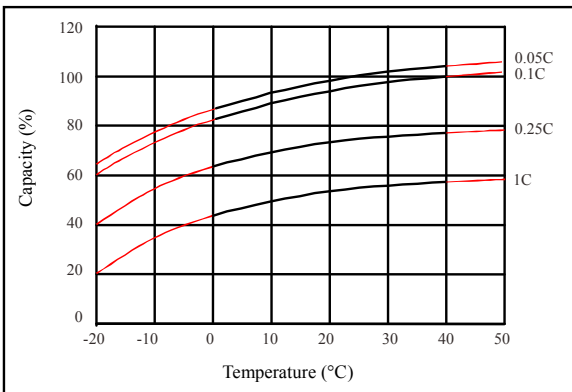
### ● Discharge characteristics (25°C)



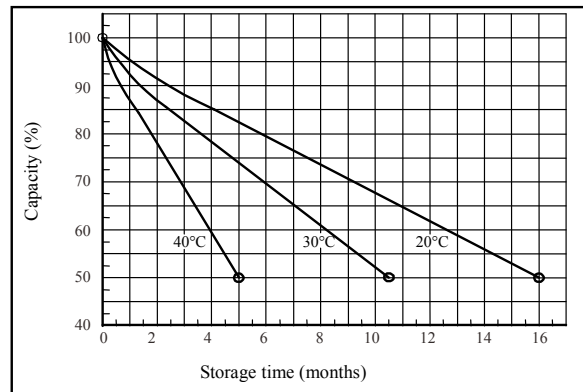
### ● Charging characteristics (25°C)



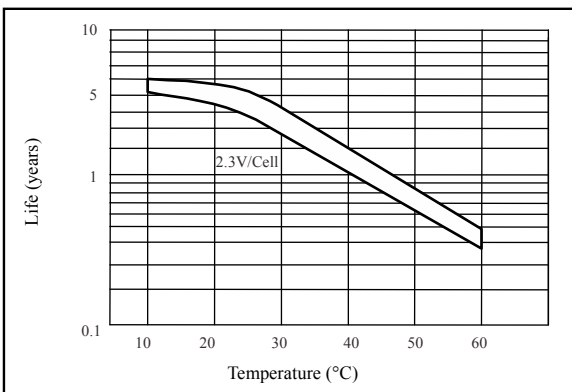
### ● Temperature effects on capacity



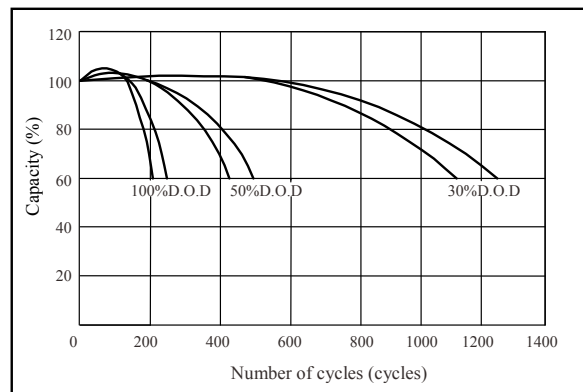
### ● Self-discharge characteristics



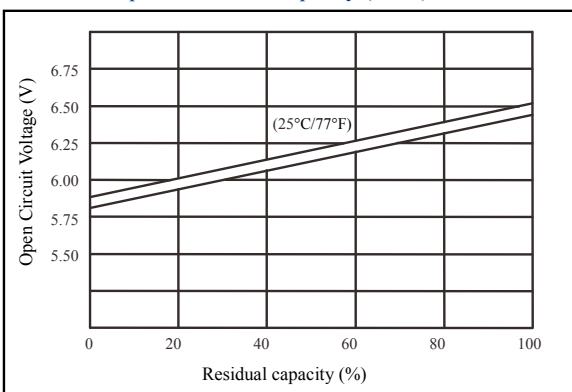
### ● Floating life on temperature



### ● Cycle life on D.O.D (25°C)



### ● Relationship for OCV and capacity (25°C)



### ● Relationship for charging voltage and temperature

